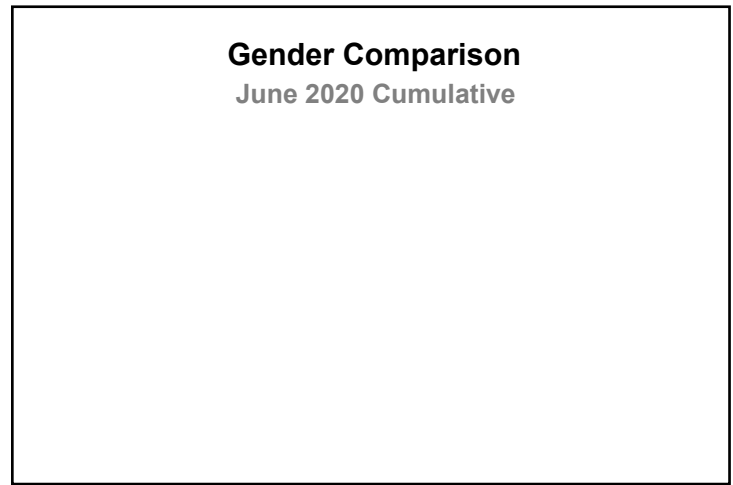
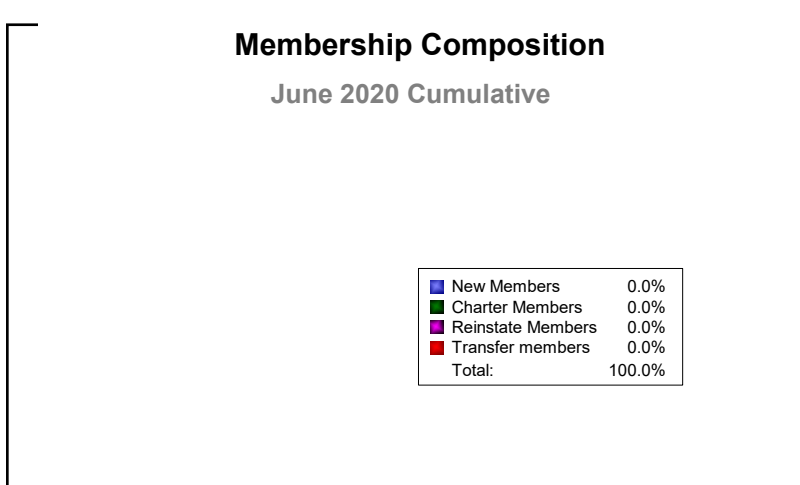
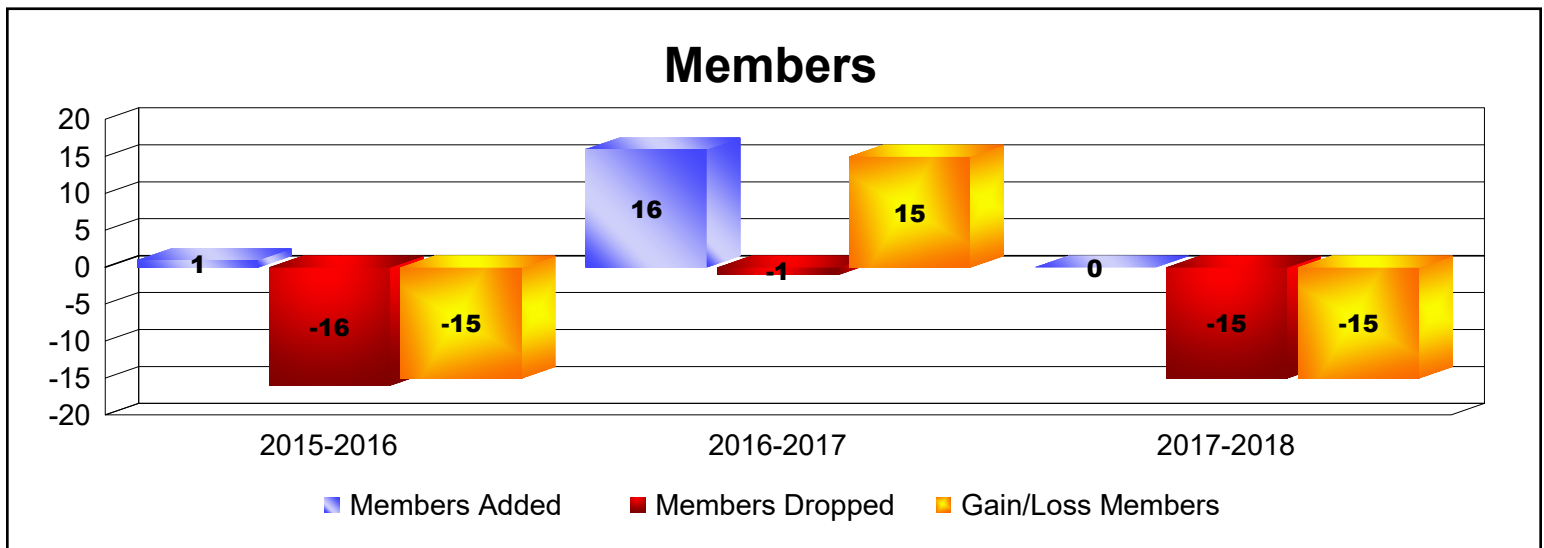
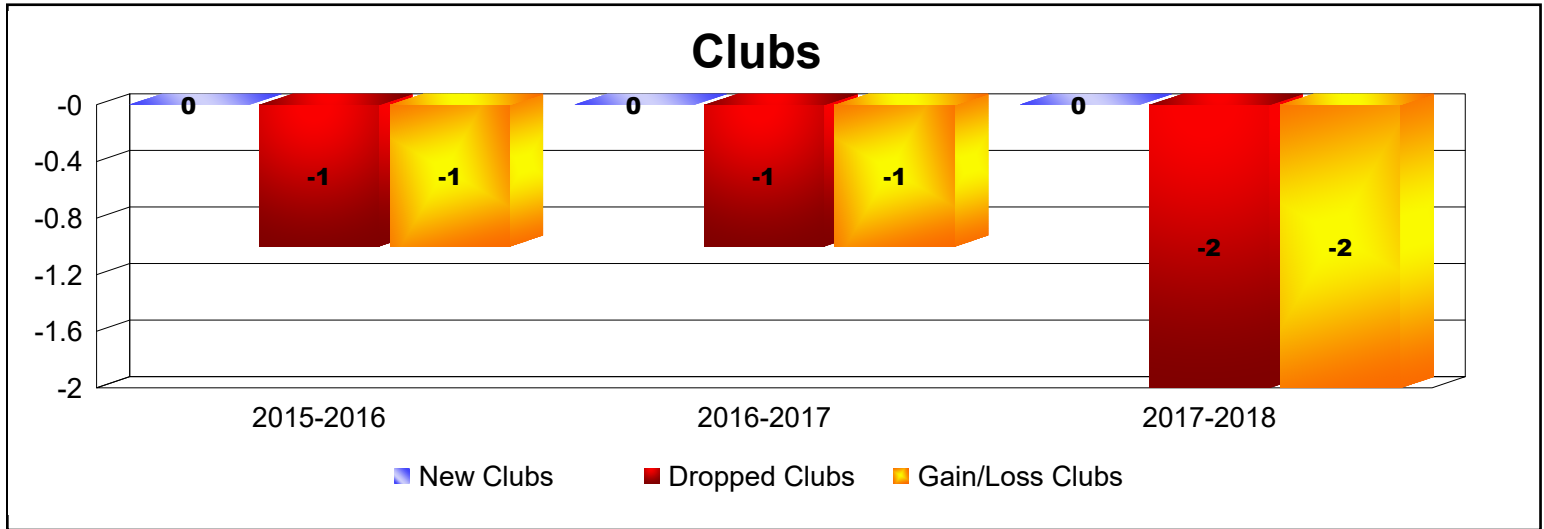


Disbanded Districts

As of June 2020 Cumulative

Year	New Clubs	Dropped Clubs	Gain/ Loss Clubs	New Members	Charter Members	Reinstate Members	Transfer Members	Total Member Added	Total Members Dropped	Gain/ Loss Members
2015-2016	0	-1	-1	1	0	0	0	1	-16	-15
2016-2017	0	-1	-1	1	0	15	0	16	-1	15
2017-2018	0	-2	-2	0	0	0	0	0	-15	-15
Average	0	-1	-1	1	0	5	0	6	-11	-5



Year	New Clubs	Dropped Clubs	Gain/ Loss Clubs	New Members	Charter Members	Reinstate Members	Transfer Members	Total Member Added	Total Members Dropped	Gain/ Loss Members
2015-2016	0	0	0	235	9	10	8	262	-401	-139
2016-2017	2	0	2	283	54	16	45	398	-387	11
2017-2018	0	0	0	248	4	17	14	283	-330	-47
2018-2019	0	-2	-2	179	0	1	8	188	-382	-194
2019-2020	0	-1	-1	91	1	8	3	103	-243	-140
Average	0	-1	0	207	14	10	16	247	-349	-102

